


# TLD100 Connection to MS-200

## Install Tip

### CORRECT CONNECTION



When the SC-MS200 cable is connected correctly to the TLD100 IR-Satellite, it should be as pushed in as far as it will go until you hear a click. This cable adapter is required for a stable connection between the TLD100 and MS-200.





Fig.1 SC-MS200 Cable

### INCORRECT CONNECTION



When the SC-MS200 cable is connected incorrectly, there will be a very small space that'll be visible, making the connection unstable. In order to close the small gap, rock the top portion of the female Euroblock connector towards the male Euroblock in the TLD100 (see Fig.1). You will hear a click when you've closed the gap.



Fig.2